

JETOUR
— Drive Your Future —



JETOUR
— Drive Your Future —

X70 PLUS

LIVE YOUR OWN POSTURE

FASHION



- Taillight full of LED in Meteor thorough type
- Four exhausts on both sides of the vehicle





- Polygonal horizontal stripe chrome intake grille
- 20 inch wheels in sporty style
Largest size in the same class

- Overwhelming athletic style
- A sporty posture



LUXURY



- Carrying on the suspended center console style
- Multi-level three-dimensional modeling






- 62-inch ultra-wide-angle interstellar viewing skylights

- 5/7 seats space is flexible and changeable for you




- Super long wheelbase 2720mm equal to B-class car
- Car width 1900mm the largest in the same class



- Rear privacy-protection glass



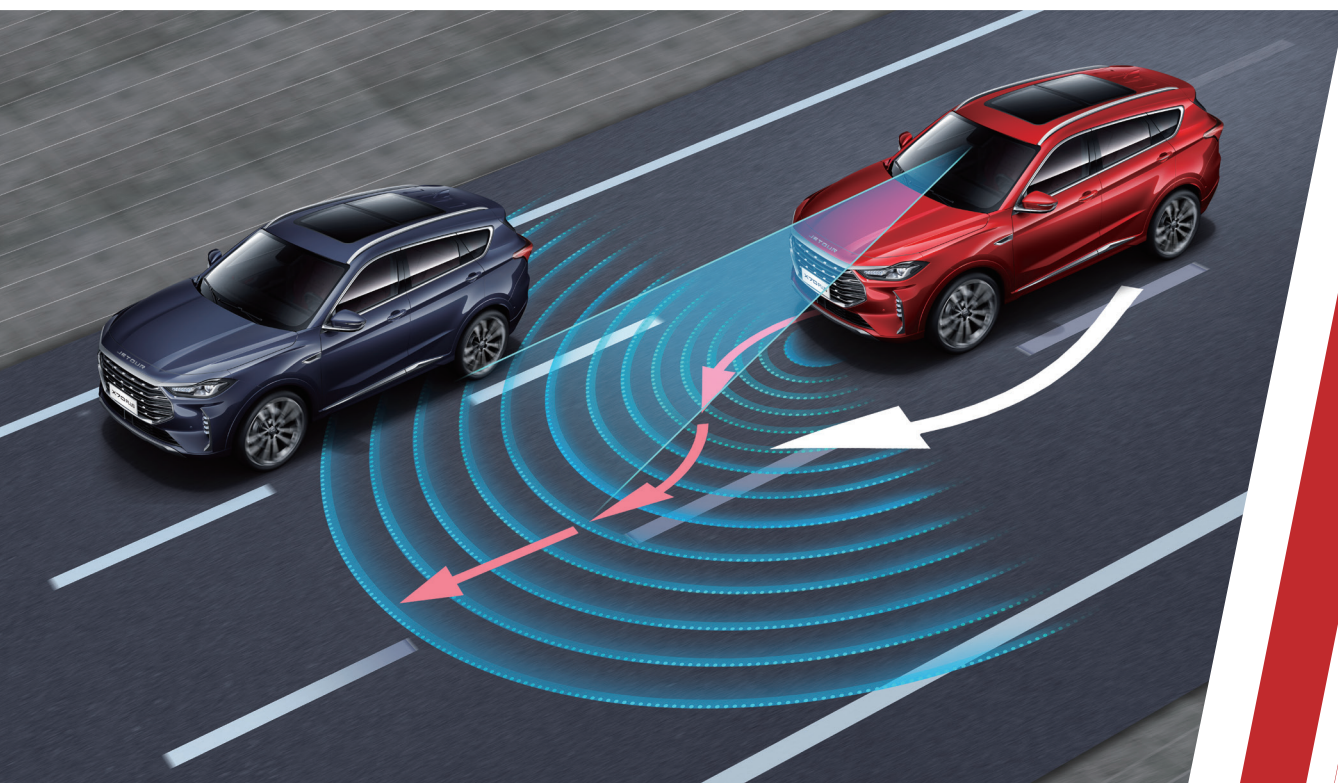
QUALITY



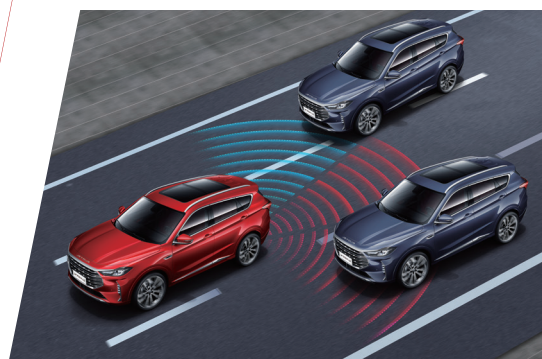
- One of Chinese top ten engines
1.5T/1.6TGDI 6MT/6DCT/7DCT (wet)
- Independent and suspended
four-wheel+ all-aluminum front control arm



TECHNOLOGY



■ Lane Departure Warning System



■ Blind spot monitoring system



■ Advanced Emergency Braking System

X70PLUS SPECIFICATION

| Type | 1.5T+6MT | | 1.5T+6DCT | | 1.6TGDI+7DCT | |
|--|--|----------------|----------------|------------------------|--------------|----|
| | I | II | I | II | I | II |
| ■Basic parameter | | | | | | |
| Transmission | 6MT | 6DCT | 7DCT | 7DCT | | |
| Length*width*height(mm) | 4724*1900*1720 | | | | | |
| Max speed(km/h) | 180 | 180 | 185 | 185 | | |
| Wheelbase | 2720 | 2720 | 2720 | 2720 | | |
| Front/Rear tread | 1600/1605(R20) | 1600/1605(R20) | 1600/1605(R20) | 1600/1605(R20) | | |
| Seats number | 7 | 7 | 7 | 5/7 | | |
| Fuel tank capacity(L) | 57 | | | | | |
| Luggage compartment capacity (L) | 94L(7seats)/438L(5seats)/1688L(2seats) | | | | | |
| ■Engine | | | | | | |
| Engine type | SQRE4T15C | | | SQRF4J16 | | |
| Displacement(ml) | 1498 | 1498 | 1598 | 1598 | | |
| Maximum horsepower (Ps) | 156 | 156 | 197 | 197 | | |
| Maximum power (kW)/Maximum power speed (RPM) | 115/5500 | 115/5500 | 145/5500 | 145/5500 | | |
| Maximum torque (N·m)/Maximum torque speed (RPM) | 230/1750-4000 | 230/1750-4000 | 290/2000-4000 | 290/2000-4000 | | |
| Engine specific technology | TURBO/Inter cooler | | | TURBO/Direct injection | | |
| Fuel label | 92# | | | | | |
| ■Chassis Steering | | | | | | |
| Drive mode | FF | | | | | |
| Front suspension type | Macpherson independent suspension | | | | | |
| Rear suspension type | Multiple link independent suspension | | | | | |
| Power type | EPS | | | | | |
| ■Wheel Brake | | | | | | |
| Front /Rear brake type | Disc brake | | | | | |
| Parking brake type | EPB | | | | | |
| Front /Rear tire specification | R20 | | | | | |
| ■Safety Equipment | | | | | | |
| Main/copilot driver seat airbag | ●● | ●● | ●● | ●● | | |
| Front side airbags | ● | ● | ● | ● | | |
| TPMS(Tire Pressure Monitoring System) | ● | ● | ● | ● | | |
| EMMO | ● | ● | ● | ● | | |
| Car Locating | ● | ● | ● | ● | | |
| ■Operation Equipment | | | | | | |
| ABS(Anti-lock Brake System)/EBD(Electric Brakeforce Distribution) | ● | ● | ● | ● | | |
| BAS(Brake Assist System)/TCS(Traction Control System) | ● | ● | ● | ● | | |
| ESC(Electric stability control)/Hill-start Assist Control | ● | ● | ● | ● | | |
| Actively rollover prevent | ● | ● | ● | ● | | |
| limp home mode | - | ● | ● | ● | | |
| Autohold function/HDC-Hill Descent Control | ● | ● | ● | ● | | |
| ■Exterior Equipment | | | | | | |

| | | | | |
|---|-------------|-------------|-------------|-------------|
| Panoramic sunroof | ● | ● | ● | ● |
| ■Interior Equipment | | | | |
| Leather steering wheel | ● (leather) | ● (leather) | ● (leather) | ● (leather) |
| Steering wheel adjustment | 4 ways | 4 ways | 4 ways | 4 ways |
| Multi-function D steering wheel | ● | ● | ● | ● |
| Cruise control | ● | ● | ● | - |
| Rear parking radar | ● | ● | ● | ● |
| Reversing camera | ● | ● | ● | ● |
| Panoramic parking | ● | ● | ● | ● |
| 10.25" instrument | ● | ● | ● | ● |
| ■Seats | | | | |
| The seat material | Leather | Leather | Leather | Leather |
| Second row back Angle adjustment (4/6 Split) | ● | ● | ● | ● |
| Collapsible and removable third row rear seat (7 seats) | ● | ● | ● | ● |
| Rear-end seat reversals (5/5 Split) | ● | ● | ● | ● |
| ■Multimedia Equipment | | | | |
| Large color screen in central control unit | 10.25 inch | 10.25 inch | 10.25 inch | 10.25 inch |
| Bluetooth/car phone | ● | ● | ● | ● |
| Mobile phone interconnection /Mirror-link | ● | ● | ● | ● |
| T-BOX | ● | ● | ● | ● |
| ■Glass/Rearview Mirror | | | | |
| Electric adjustment of the rear view mirror | ● | ● | ● | ● |
| Rearview mirror electric heating | ● | ● | ● | ● |
| Manual anti glare of interior rearview mirror | ● | ● | ● | - |
| ■Air condition | | | | |
| Air conditioning control mode | ● | ● | ● | ● |
| Air purification function (N95 filter element) | ● | ● | ● | ● |
| Refrigeration and heating of armrest box | ● | ● | ● | ● |
| ■High Tech Configuration | | | | |
| LDWS (Lane Departure Warning System) | ● | ● | ● | ● |
| Blind spot monitoring system | ● | ● | ● | ● |
| Dynamic emergency braking | ● | ● | ● | ● |
| Emergency brake warning light flashing | ● | ● | ● | ● |

The Contents Of This Catalogue Are Compiled According To The Information Of Vehicle Configuration Status At The Time Of Printing. We Reserve The Right To Change Any Information In The Catalog Without Prior Notice.

