

JETOUR
— Drive Your Future —



JETOUR OFFICIAL WEBSITE JETOUR INSTAGRAM JETOUR FACEBOOK

T2 i-DM

JETOUR
— Drive Your Future —



Product Manual



THINK FUTURE

We care about every journey you take, not just the present, but also the long-term future. The i-DM Super Hybrid technology, designed with a philosophy of sustainability, keeps our planet vibrant and full of life for generations to come.

Eco-friendly Efficient Intelligent Safe

RUGGED and EXQUISITE

Originating from the design style of T2, it embodies a boxy and resolute aesthetic concept. With minimalist lines shaping a rugged character, it expresses a deep respect for nature.






EXTERIOR

VHDL (Vertical and Horizontal Design Language) aesthetics, perfectly proportioned design and powerful body shape.

Ultra large body size and ultra long wheelbase that balance comfortability and control



JETOUR light and shadow grille



Matrix headlights




Streaming light-type taillights



Hardcore style body

INTERIOR

Perfectly blend ruggedness with refined details. The materials are meticulously selected and the craftsmanship is refined to the highest standard.





Super hybrid technology i-DM

Outstanding engines and hybrid systems, both explosiveness and endurance. Smoother ride, stronger acceleration, more economical fuel consumption and better quietness

High Energy Efficiency High Performance High Safety High Intelligence


A world-class hybrid-specific engine with the two major advantages of high efficiency and low energy consumption

dual motor drive + 3-speed DHT, with a maximum combined power of 455kW and a maximum combined torque of 920N.m

NEDC Battery 43.2kWh



The Fifth Generation 1.5 TGD High-efficiency hybrid-specific engine



High-Capacity Battery Specifically for Hybrid Vehicles (high-end models)



Three-Speed Super Hybrid Transmission

Intelligent technology

People-oriented, using technology to empower every journey. Ultra-high intelligent configuration makes the trip full of fun and excitement.



Snapdragon 8155 Smart Chip



15.6-inch central control screen



8-core automotive chip with a 7nm process, capable of performing 8 trillion operations per second.

Over-sized screen, and makes the touch operations more accurate

360° panoramic image + 180° transparent car bottom



540° panoramic image



L2 Intelligent driving assistance

FCW、LDW、BSD、DOW、RCTA、AEB、TJA、LKA、ACC

XWD Fully Automatic Intelligent AWD

The sixth-generation BorgWarner torque management system ensures peace of mind while driving. It automatically switches between four-wheel drive modes and intelligently distributes power for optimal traction. Additionally, the rear wheel torque is automatically allocated, allowing for seamless recovery without the need to stop and switch modes.



Highway Mode

Sport Mode

Economic Mode

Rock Mode

Snow Mode

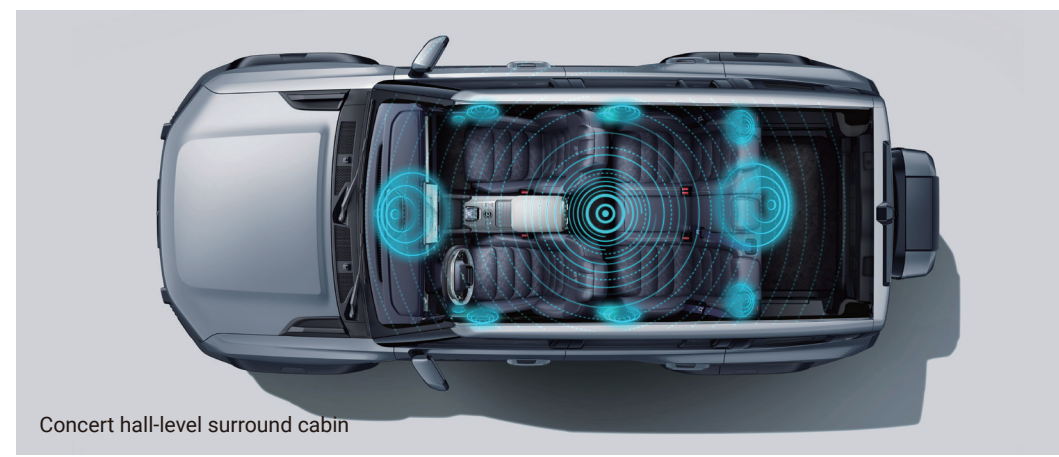
Mud Mode

Sand Mode





Library-level quiet cabin



Concert hall-level surround cabin



50W mobile phone wireless fast charging

Premium Standard

Carefully selected materials, craftsmanship perfected to the highest standards, and striving for perfection in every detail, all to provide users with a better driving experience

100+ kinds of environmentally-friendly materials

multi-layered soundproof glass


12-channel SONY premium Hi-Fi system

24/7 Parking Air Conditioning No need to start the engine, no engine wear.



Submarine-level body strength

32000N·m/deg body torsional stiffness



Steel cage body structure

High-strength steel accounts for up to 80%



Arrayed high-density roof

The top pressure resistance reaches 147kN

Safety

Comprehensive protection to the fullest, ensuring that every passenger on board is always safe and secure at all times.



CRAWL MODE

The WCBS braking system seamlessly integrates torque request, torque reduction, and braking force, working in conjunction with the HDC (Hill Descent Control) system to achieve smooth and precise vehicle speed control.



Tank Turn Turning radius as low as 4.785m



Travel+ Expansion

Extensive interior and exterior space, fully equipped for camping living

4785x2006x1875 (mm) super large space

50+ storage spaces

Fold the second-row seats flat, and enjoy a king-sized bed

Magic Electric Tailgate



3.3kW vehicle to load



Basic parameter



Vehicle colors




Interior colors

Black & blue



Black & green





Expressing goodwill to nature through hybrid technology.
The T2 i-DM infuses every journey with limitless possibilities.